

QUALIA

PROFESSIONAL LIGHT COMPONENTS

2022




Lampade LED Cemento • LED Concrete lamps


 Made in Italy





CE IP54 EMC RoHS


Type	Part N°	Input (V)	Power (W)	Lumen	Light Colour	°Kelvin (±10%)	CRI	Dimensions (mm)	Packing box dimensions (mm)	Weight (kg)
FRAME SQ	BWC8438LEDNW	100÷250 AC	8±1	930	NW	4000°K	>80	222x150x50h	265x210x110h	1,30
FRAME SQ	BWC8438LEDWW	100÷250 AC	8±1	890	WW	3000°K	>80	222x150x50h	265x210x110h	1,30

-  **Applique LED**
- Struttura in Cemento
 - Grande omogeneità luminosa
 - Funziona in bassa tensione con trasformatore incorporato
 - Consumo molto limitato
 - Lunga durata

-  **LED wall lamp**
- Structure in Concrete
 - Homogeneous light output
 - Safety low voltage with specific included driver
 - limited consumption
 - long life time

-  **LED Wandleuchte**
- Struktur in Beton
 - Homogenes Licht
 - NV-Betrieb durch besonderen Transformator
 - Begrenzter Verbrauch
 - Lange Lebensdauer

-  **Applique LED**
- Corps en Ciment
 - Luminosité très homogène
 - Il marche en basse tension avec alimentation intégrée
 - Consommation tres limitée
 - Longue durée de vie

-  **Lamparas de pared LED**
- Estructura de Cemento
 - Excelente homogeneidad luminica
 - Alta seguridad por funcionamiento a baja tension, con transformador integrado
 - Consumo muy limitado
 - Larga vida

